



# OPTIMA CLASSIC

## FROSTED RECESSED DOWNLIGHTS INTERNAL DRIVER SERIES

FOR NEW HOME OR RENOVATION INSTALLATIONS



### APPLICATIONS

Constant current input LED lamp series is a conscious new approach for innovative builders and home renovators. Replacing the 50W quartz halogen lamps, this recessed downlight series with a frosted cover is perfectly suited for areas that require passive or indirect flood lighting.

### FEATURES & BENEFITS

- IC-4 Rated - Safe to abut and cover with insulation in Australian and New Zealand
- High quality PMMA Diffuser ensures ultimate light uniformity and distribution
- CoolTech - Engineered for lower operating temperature and longer life
- Flushed and baffled option available

	8W	10W	13W
--	----	-----	-----

### GENERAL

Model Number	L-OPT8W-240D	L-OPT10W-240D	L-OPT13W-240D
Dimensions (mm)	115x58 (Cutout: 90-95mm)	115x58 (Cutout: 90-95mm)	145x61 (Cutout: 120-130mm)
Weight	1.25KG	2.25KG	3.2KG
Sail Area	N/A		
Category	Recessed Downlight		
Lifetime (L70)	Reported: >36,000 hrs & Calculated: Up to 53,000 hrs		
IP & IK Ratings	IP20		
Warranty	3 years		
Cable & Plug	0.6m Cable & Plug		
Storage Temperature	-20°C ~ 65°C		
Operating Temperature	-20°C ~ 45°C		

### OPTICAL

Beam Angle	90°		
Lumens	640lm	800lm	1040lm
LED Type	OPTOELECTRONIC GS-2835-0.5W		
No. of LED's	19	24	24
LED Colour Temp	3000K, 4000K		
CRI	>80		

### ELECTRICAL

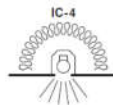
Driver Type	Internal Driver		
Input Voltage	200-240 VAC, 50/60 Hz		
Power Factor	>0.9		
Inrush Current	0.5A	0.72A	1.68A
Output Voltage	55-65Vdc		65-78Vdc
Output Current (Max.)	110mA	140mA	140mA
Dimming	TRAIC Dimmable		
Recommended Dimmers	Clipsal LED Dimmer 32ELEDM, Trader Dimpala Eclipse		
Sensor Capability	No		

### COMPLIANCE



AS/NZS 60595.1  
AS/NZS 60598.2.2


ISO 9001



### SKU

### ORDERING

RDL OPTIMA Classic 8W 3K Flush	9343907003212
RDL OPTIMA Classic 8W 4K Flush	9343907003213
RDL OPTIMA Classic 10W 3K Flsh	9343907003214
RDL OPTIMA Classic 10W 4K Flsh	9343907003215
RDL OPTIMA CLASSIC 10W 3K Bfld	9343907003238
RDL OPTIMA CLASSIC 10W 4K Bfld	9343907003239
RDL OPTIMA Classic 13W 3K Bfld	9343907003216
RDL OPTIMA Classic 13W 4K Bfld	9343907003217

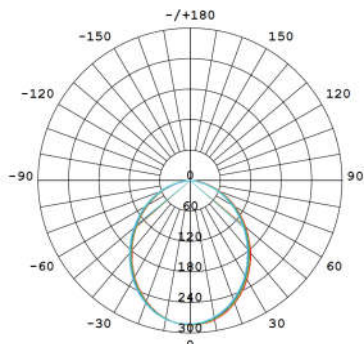


# OPTIMA CLASSIC

## FROSTED RECESSED DOWNLIGHTS INTERNAL DRIVER SERIES

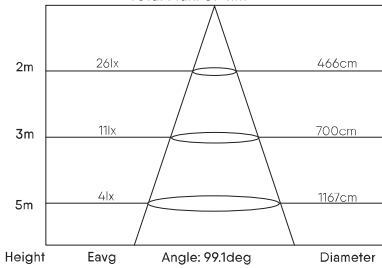
LUMINOUS INTENSITY DISTRIBUTION FOR OPTIMA CLASSIC

**8W/ UGR<32/ 80LM/W**

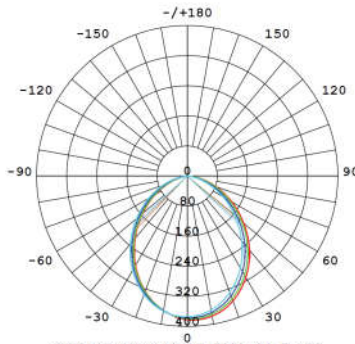


AVERAGE BEAM ANGLE (50%) : 99.1 DEG

Total Flux: 694lm

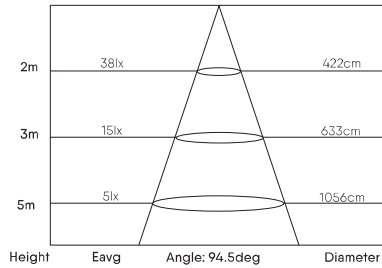


**10W/ UGR<33/ 80LM/W**

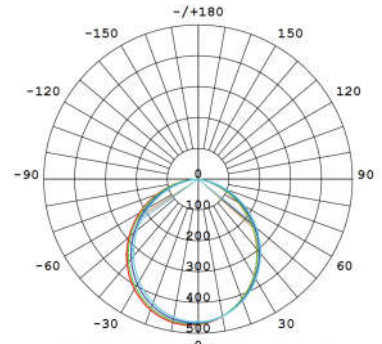


AVERAGE BEAM ANGLE (50%) : 94.5 DEG

Total Flux 859lm

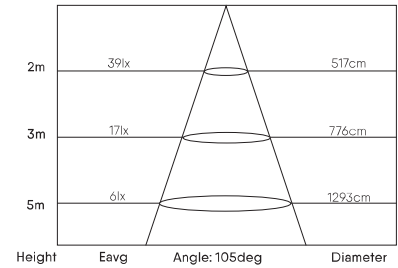


**13W/ UGR<31/ 90LM/W**



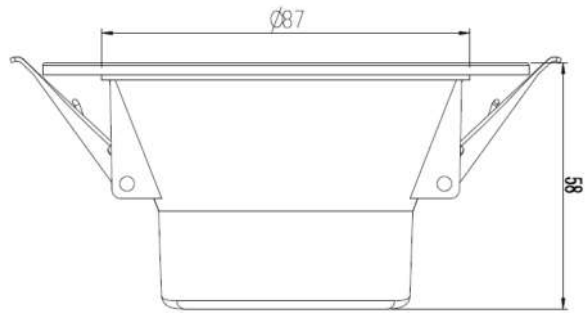
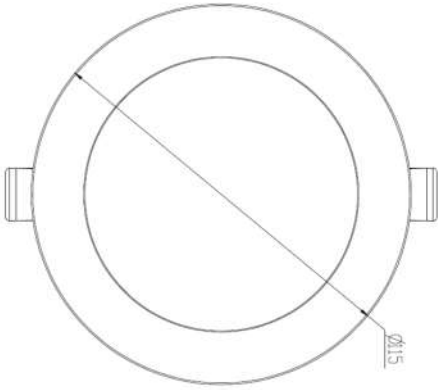
AVERAGE BEAM ANGLE (50%) : 105.9 DEG

Total Flux: 1218lm



## DIMENSIONAL DRAWINGS

### L-OPT8W-240D & L-OPT10W-240D



### L-OPT13W-240D

