



ARGO CORN LIGHT

REPLACING TRADITIONAL 50W – 500W METAL HALIDES



 **EXTERNAL DRIVER**
100W, 120W & 150W

*To see 360 degree rotations
of this product visit littil.com.au*

APPLICATIONS

This LED corn lamp is available in 20W, 30W, 50W, 60W, 70W, 100W, 120W and 150W and is a direct replacement for 50W – 500W mercury vapour & metal halide lamps. Providing a full 360° beam angle, this light leaves no under-illuminated areas.

50W+ lamp models come with active air fan cooling, speeding up heat dissipation. Ideal alternatives to highbays in warehouse and industrial spaces.

FEATURES & BENEFITS

- The **most cost effective** alternative to replacing entire highbay fixtures.
- Meanwell drivers for 100W, 120W and 150W lamp models
- Easy retrofit with a wide range of sizes in E27 & E40 caps

	20W	30W	50W	70W	100W	120W	150W
--	-----	-----	-----	-----	------	------	------

GENERAL

Model Number	LSCB-20WXY	LSCB-30WXY	LSCB-50WXY	LSCB-70WXY	LSCB-100WXY-E	LSCB-120WXY-E	LSCB-150WXY-E
Dimensions (WxH mm)	105 x 177	105 x 182	105 x 221	105 x 283	128 x 282	128 x 307	128 x 332
Weight	0.35KG	0.4KG	0.5KG	0.65KG	0.9KG	0.95KG	1.0KG
Sail Area	N/A						
Category	Bulbs						
Lifetime	Reported: >36,000 hrs & Calculated: Up to 63,000 hrs						
IP & IK Rating	IP20						
Warranty	3 years						
Cable & Plug	N/A						
Storage Temperature	-20° ~ 45°C						
Operating Temperature	-10° ~ 25°C						

OPTICAL

Beam Angle	360°						
Lumens	2,721 Lm	4,020 Lm	6,434 Lm	10,034 Lm	13,201 Lm	15,715 Lm	20,598 Lm
LED Type	2835 White SMD LED						
No. of LED's	168	240	440	640	860	1060	1160
LED CCT	6000K						
CRI	> 80						

ELECTRICAL

Driver Type	Internal Driver				External MEANWELL Driver		
Input Voltage	100-240 VAC 50/60 Hz						
Power Factor	0.94	0.97	0.98	0.98	0.97	0.98	0.97
Inrush Current	4A	10A	15A	20A	60A	65A	
Output Voltage	30-34Vdc						
Output Current	9.2A						
Dimming	1 - 10V dimming available for external drivers						
Sensor Capability	No						
Base	E27 or E40				E40		

COMPLIANCE




AS/NZS 60598.1
AS/NZS 60598.2.1

ISO 9001



	SKU		SKU
ORDERING		ORDERING	
Corn Lamp 20w 6000k E27	9343907000172	Corn Lamp 70W 6000k E40	9343907000167
Corn Lamp 20w 6000k E40	9343907000183	Corn Lamp 100w 6000k E27	9343907000176
Corn Lamp 30w 6000k E27	9343907000173	Corn Lamp 100w 6000k E40	9343907000186
Corn Lamp 30w 6000k E40	9343907000184	Corn Lamp 120w 6000k E40	9343907000187
Corn Lamp 50w 6000k E27	9343907000174	Corn Lamp 150w 6000k E40	9343907000170
Corn Lamp 50w 6000k E40	9343907000180A	Corn Lamp 150w 6000k E27	9343907000178

HIGHBAY

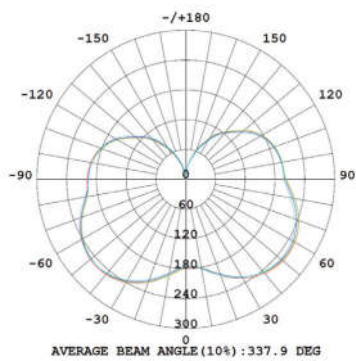


ARGO LED CORN LIGHT

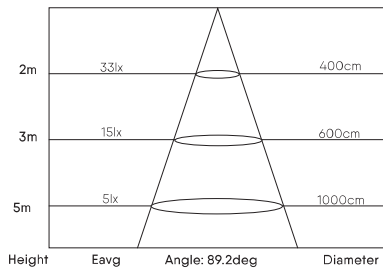
LUMINOUS INTENSITY DISTRIBUTION FOR CORN LIGHT

360°

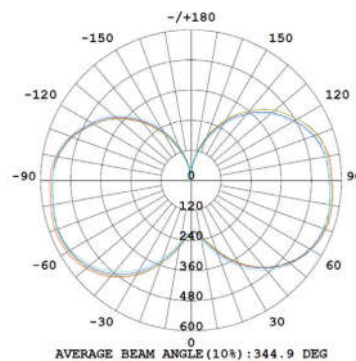
20W/UGR<35/120LM/W



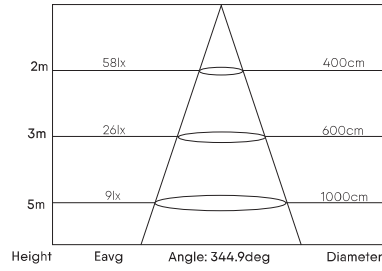
Total Flux 2720 lm



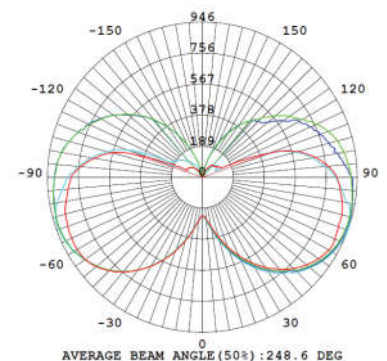
50W/UGR<38/120LM/W



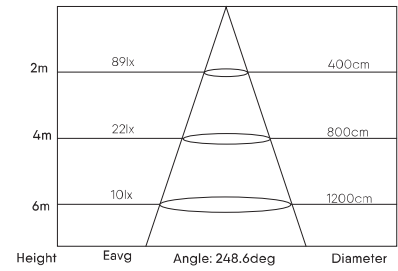
Total Flux 6433lm



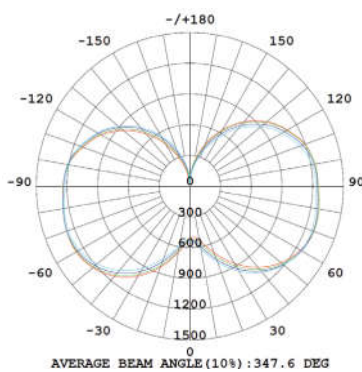
70W/UGR<38/120LM/W



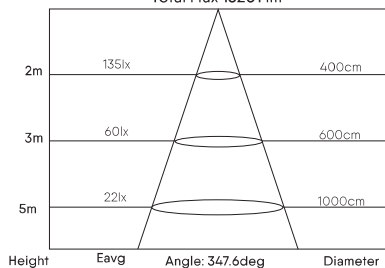
Total Flux 8491lm



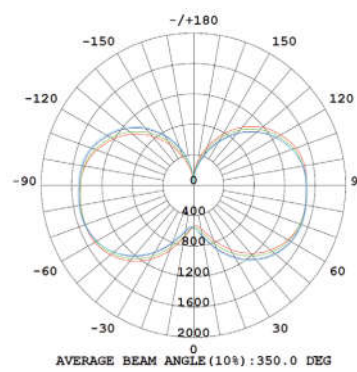
100W/UGR<41/120LM/W



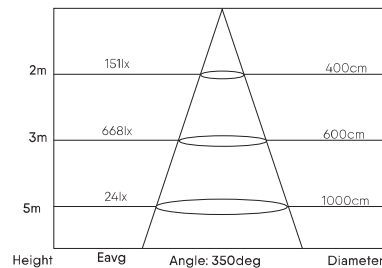
Total Flux 13201 lm



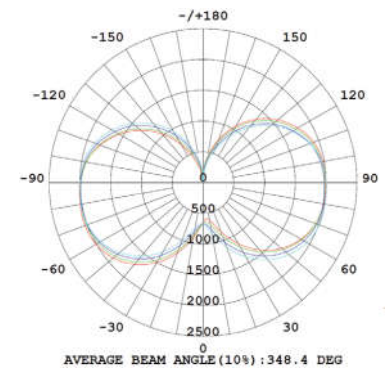
120W/UGR<41/120LM/W



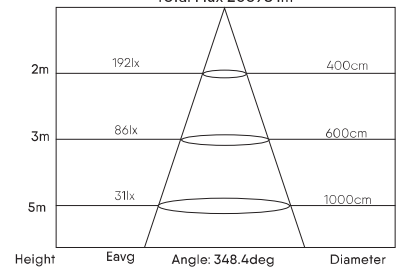
Total Flux: 15715lm



150W/UGR<42/130LM/W



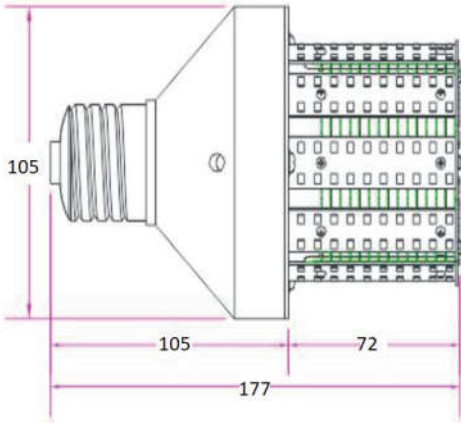
Total Flux 20598 lm



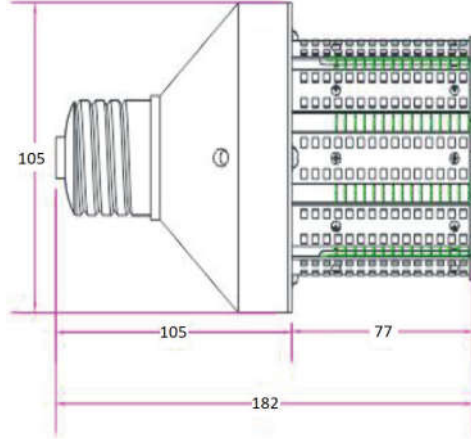
360°

DIMENSIONAL DRAWINGS

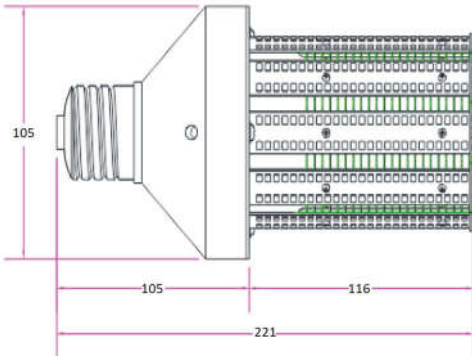
LSCB-20WXY



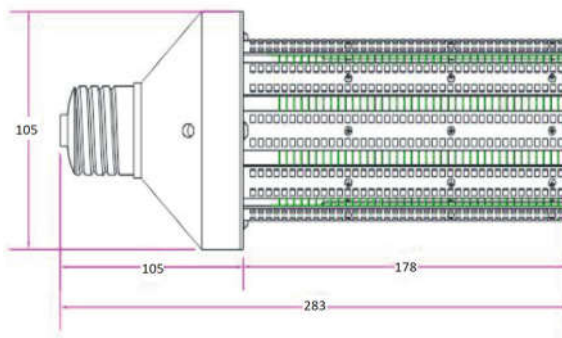
LSCB-30WXY



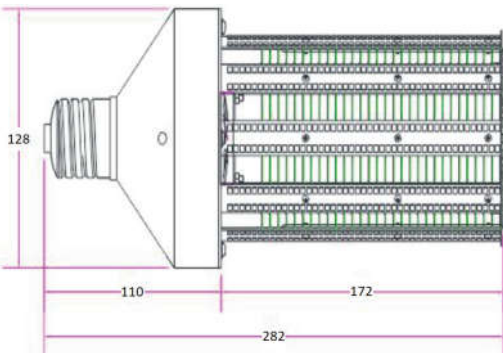
LSCB-50WXY



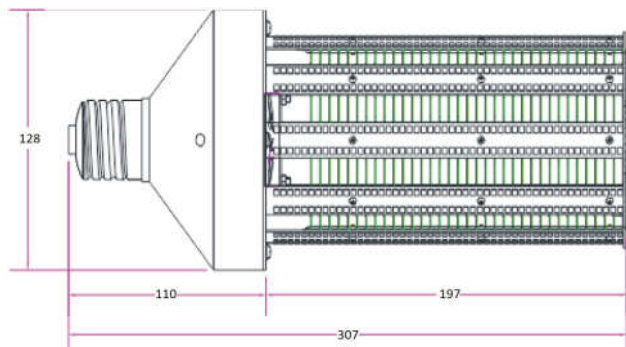
LSCB-70WXY



LSCB-100WXY



LSCB-120WXY



LSCB-150WXY

